

Biopsy Needle Guides for WELLD



- Integral design without any accessories
- High grade medical stainless steel
- Artificial polishing
- Supporting accurate and angle adjustable biopsy
- Matching a wide range of needle gauges
- Simple pressing, quick release



About Us
















As a China national high-tech enterprise, InnoFine are dedicated to R&D, manufacturing and sales ultrasound interventional products and consumables medical products since its establishment in 2013, providing safe and reliable, cost-effective products and overall solutions for thousands of hospitals in more than 100 countries around the world, products covering Ultrasound Needle Guides, Probe Cover, Gel, Biopsy Needle etc.

InnoFine will continue to adhere to the spirit of "Be innovative and forge ahead, Strive for excellence and perfection, Customer oriented ", and make unremitting efforts to promote the development of global interventional ultrasound field.

Cooperation Ultrasound Brand (Part)

Reference Sites (Part)

 Mount Elizabeth Novena Hospital, Singapore	 Apollo Hospitals, India	 Semmelweis University Medical Center, Hungary	 Kinderwunschzentrum Heidelberg, Germany	 Reproductive and Endology Services Northwestern Medicine Orchid Fertility, UAE
 Chinese PLA General Hospital	 Peking Union Medical College Hospital	 West China Hospital Sichuan University	 Shengjing Hospital China Medical University	 Tongji Hospital, Huazhong University of Science and Technology
 Shanghai Ninth People's Hospital	 Xiangya Hospital Central South University	 The First Affiliated Hospital Sun Yat-sen University	 Shenzhen People's Hospital	 Shenzhen Hospital Peking University

Classial Product (Part)



Biopsy needle guides for WELLD 2C35AN probe(Convex type probe)



Biopsy needle guides for WELLD 85L25DW probe(Linear type probe)



Biopsy needle guides for WELLD 1215aN/50 probe(Linear type probe)



Biopsy needle guides for WELLD 12L5AN/38 probe(Linear type probe)




Biopsy needle guides for WELLD 5C2AN probe(Convex type probe)




Biopsy needle guides for WELLD 8EC4A probe(Endocavity type probe)


Accurate, Safe and Efficient Operation




· Attach



· Angle Adjustment



· Needle Insertion



· Detach

List of Biopsy Needle Guides for WELLD

MODEL	Transducer	Transducer Type	Gauge Size/Guide Channel Length
JSM-316	C1-7/R60	Convex	11-23G/3.5cm
JSM-224	5C2AN,C3-1/60R	Convex	11-23G/3.5cm
JSM-225	12L5AN/38,L3-1	Linear	11-23G/3.5cm
JSM-228	85L25DW	Linear	18G/20G/21G/1.6cm
JSM-226	1215aN/50	Linear	11-23G/3.5cm
JSM-230	2C35AN	Microconvex	14-22G/3.5cm
JSM-285	2C35A	Microconvex	14-22G/3.5cm
JEM-078	8EC4A, 8EC4AN, EC1-1, EC1-2	Endocavity	16-18G/11cm
JSM-334	64L06C	Transperineal	18G/3cm

(Please contact InnoFine for more models.)